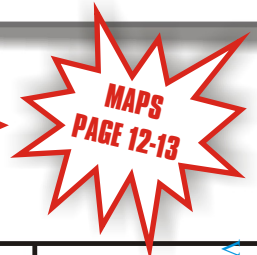





Name : \_\_\_\_\_ Class : \_\_\_\_\_

**ENTRY - CASH/BANK INCREASES**

Prepare the Journal Entries - Show the Debit and Credit arrows

Students, click on star to go to the Visual Learning Maps web page



	Economic Events	Accounts	DEBIT	CREDIT
	<b>Example:</b> A <b>CHECK</b> for \$3,000 is <b>RECEIVED</b> for merchandise <b>SOLD</b>	Cash Sales	↑ \$3,000	\$3,000
a)	<b>RECEIVED</b> \$9,000 from customers invoiced <b>LAST</b> month			
b)	Provided services to a client and <b>RECEIVED</b> full <b>PAYMENT</b> of \$1,100		↑	↑
c)	<b>COLLECTED</b> \$800 from customers <b>ON ACCOUNT</b>		↑	↓
d)	<b>RECEIVED</b> A \$500 <b>ADVANCE</b> from a client		↑	↑
e)	<b>RECEIVED</b> a \$550 <b>CHECK</b> from a customer <b>ON ACCOUNT</b>			
f)	<b>RECEIVED</b> \$7,200 <b>CASH</b> for merchandise sold			
g)	\$25,000 is <b>RECEIVED</b> from the <b>OWNER</b> as more <b>INVESTMENT</b> in the business		↑	↑
continued next page...			 Cash	  CLR Assets

Visual Learning Maps © 1997